



SHOWSWITCH™ is...

A line of UL Listed Company Switches ranging from 100-400A, Pin & Sleeve Theatre Outlets from 60-100A, and Concert Power Distribution Boards up to 1600A.

Uses include (but not limited to)



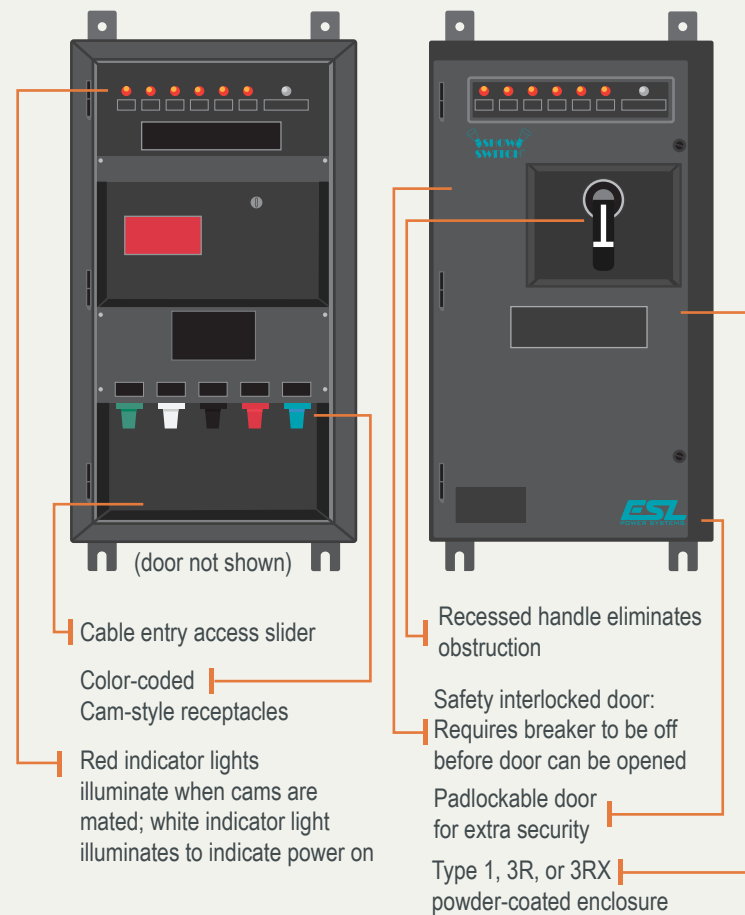
What's a Company Switch?

A set stage connection box consisting of a main circuit breaker and connection chamber. Portable lighting, sound, automation, motors, and power distribution boxes can be plugged into the company switch at entertainment venues.

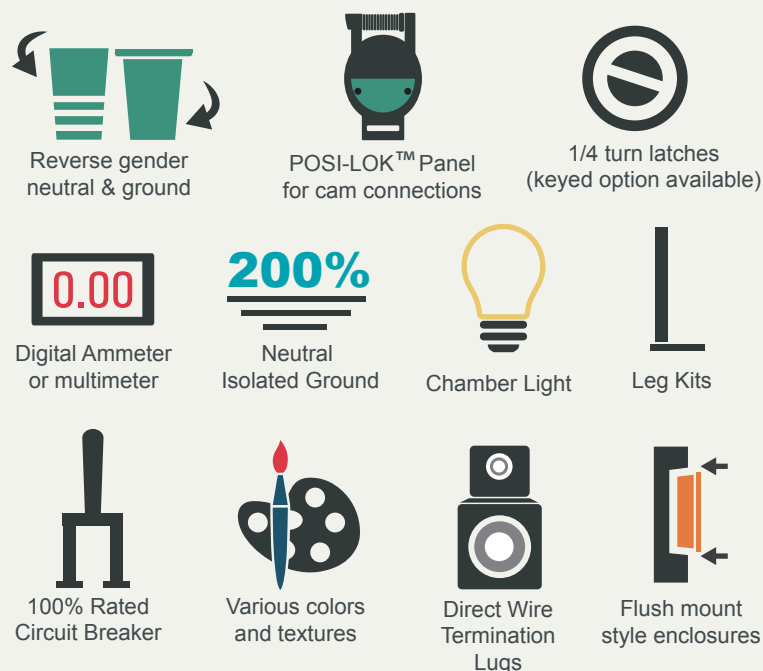
The safety & reliability of power distribution equipment is the cornerstone of a comprehensive electrical design for entertainment venue applications. Specifying the right equipment is key to the successful execution of a project.

ESL Makes It Easy!

Download our specifications at:
eslpwr.com/company-switch-specifications

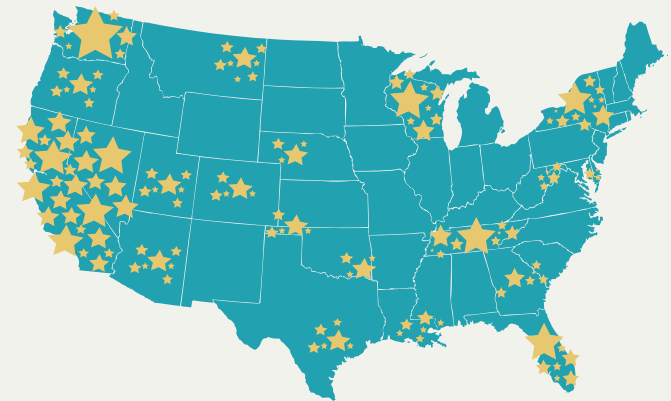


Custom Options Include



Why ShowSwitch?

ESL has a proven track record with venues across the U.S



- ⚠️ **ShowSwitch design** and features provides safe and effective temporary power to your venue
- + **A wide variety** of customizable options are available to further enhance functionality and security

UL Listed?

Underwriters Laboratories is a widely recognized, independent safety and certification organization. To receive UL certification, Company Switches must pass temperature, short circuit and environmental tests.

The use of Company Switches that are not UL Listed can result in less than desirable performance, but more importantly, might be unsafe.

About ESL

As a manufacturer of safety-interlocked power distribution equipment, ESL specializes in engineering safe solutions for cord connected equipment.

For inquires on ShowSwitch™ or other customized power distribution solutions visit: eslpwr.com/requestinfo.

showswitch.com

